

# **XPRT-5-1**

Mounting Brackets


User & Installation Manual



XPRT-5-1 Mounting Bracket


## 19" Rack Installation

Mount the 2U rack-mount in a 19-inch EIA 310 C standard rack.



## 23" Rack Installation

Change the position of the two mounting brackets to mount the 2U rack-mount in a 23-inch EIA 310 C standard rack.



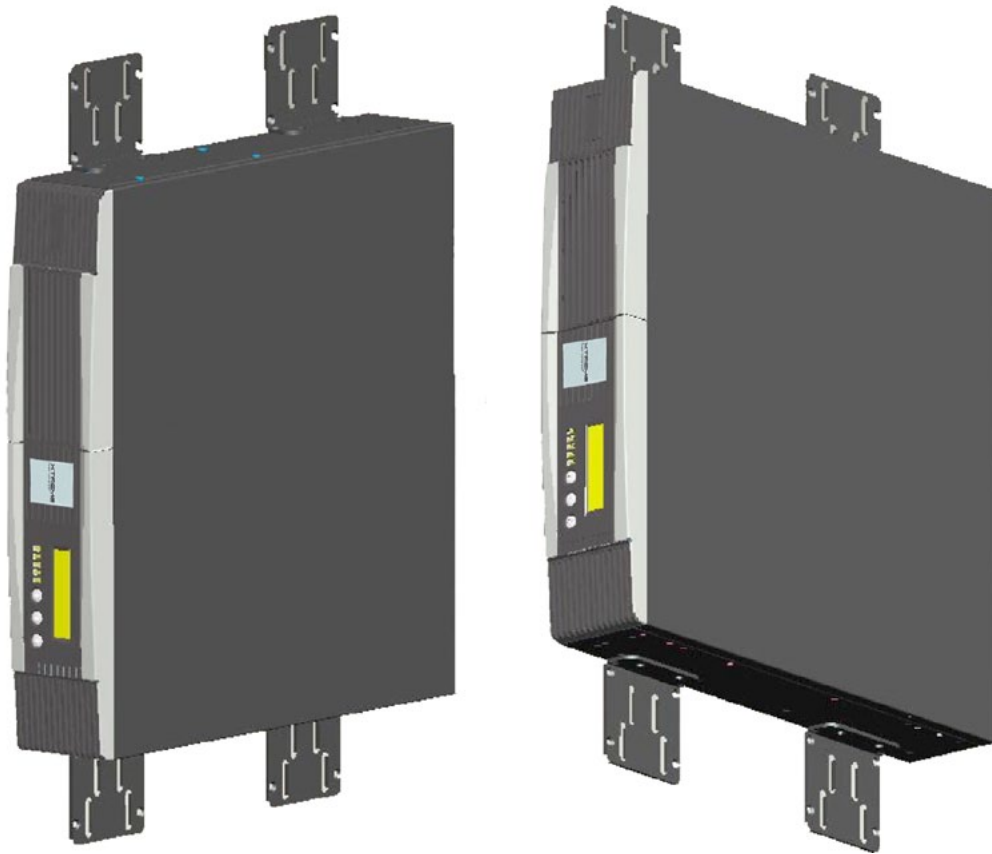
## Tower Installation

Move the mounting brackets from the front to the side and attach the brackets by screws. Then let the UPS stand with the vertical direction as the below pictures shown.



## Wall Mounting

Move the mounting brackets from the front to the side and attach the brackets by screws. Then mount the UPS to the wall as the below pictures shown.



## Installation with Rear Bracket

We can use bracket to support the rear side of UPS or battery cabinet.

