

Specification

Nominal Voltage	12V
Nominal Capacity(8 HR)	77.3 Ah at 1.75V/cell @ 25°C/77°F
Watts(15 min rate)	324.6 Watts/cell at 1.67V/cell @ 25°C/77°F
Dimensions	Length 260mm(10.2inches)
	Width 168mm(6.6inches)
	Container Height 208mm(8.19inches)
	Total Height (with Terminal) 211mm(8.31inches)
Approx Weight	Approx 24.0 kg (52.9 lbs)
Terminal	T6 with copper alloy insert for a M6 bolt
Container Material	Flame Retardant ABS to UL94-V0
Rated Capacity	82.0 AH/4.10A (20hr, 1.80V/cell, 25°C/77°F)
	77.3 AH/9.66A (8hr, 1.75V/cell, 25°C/77°F)
	71.0 AH/14.2A (5hr, 1.75V/cell, 25°C/77°F)
	65.7 AH/21.9A (3hr, 1.75V/cell, 25°C/77°F)
	58.8 AH/58.8A (1hr, 1.60V/cell, 25°C/77°F)
Max. Discharge Current	1230A (5s)
Internal Resistance	Approx 4.5mΩ
Operating Temp.Range	Discharge : -20~55°C (-4~131°F)
	Charge : 0~50°C (32~122°F)
	Storage : -20~55°C (-4~131°F)
Nominal Operating Temperature	20 to 25°C (68 to 77°F)
Standby Use (Float Voltage)	No limit on Initial Charging Current. 13.5V~13.8V at 25°C (77°F) Temp. Coefficient -20mV/°C
Cycle Use	Initial Charging Current less than 24.6A.
	14.4V~15.0V at 25°C (77°F) Temp. Coefficient -30mV/°C
Capacity affected by Temperature	40°C (104°F) 103%
	25°C (77°F) 100%
	0°C (32°F) 86%
Self Discharge	≤3% of capacity declined per month at 25°C



Application

- ◆ Critical UPS (High rate) applications
- ◆ High power backup supply
- ◆ Emergency power supply
- ◆ Emergency lighting
- ◆ Electric starting

Compliant Standards

- Eurobat Classification:*
- ◆ High Performance (10~12 years design life)
 - ◆ IEC60896-21/22:2004
 - ◆ BS 6290 Part 4

Constant Current Discharge (Amperes) at 25 °C (77°F)

F.V/Time	5min	10min	15min	20min	30min	45min	1h	2h	3h	4h	5h	6h	8h	10h	20h
1.85V/cell	187.0	144.2	126.0	110.2	85.0	63.6	51.2	29.1	20.7	16.2	13.5	11.6	9.19	7.70	4.02
1.80V/cell	214.5	158.9	138.1	118.8	89.5	65.9	52.9	30.0	21.4	16.7	13.9	12.0	9.46	7.86	4.10
1.75V/cell	244.0	178.4	150.2	126.0	93.3	68.0	54.3	30.9	21.9	17.1	14.2	12.3	9.66	8.00	4.17
1.70V/cell	268.6	193.4	160.1	134.1	98.1	70.9	55.9	31.4	22.4	17.6	14.6	12.5	9.82	8.14	4.24
1.67V/cell	297.2	210.6	171.2	140.2	102.3	73.0	57.5	32.0	22.8	17.8	14.8	12.6	9.99	8.28	4.31
1.60V/cell	326.7	227.3	180.7	147.6	106.3	75.7	58.8	32.6	23.1	18.2	15.1	12.9	10.2	8.43	4.36

Constant Power Discharge (Watts/Cell) at 25 °C (77°F)

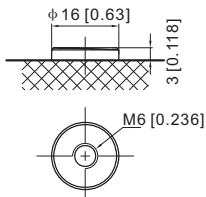
F.V/Time	5min	10min	15min	20min	30min	45min	1h	2h	3h	4h	5h	6h	8h	10h	20h
1.85V/cell	363.7	282.0	247.8	217.9	168.9	127.0	102.5	58.4	41.9	32.9	27.4	23.7	18.8	15.8	8.30
1.80V/cell	413.0	307.7	269.0	232.7	176.4	130.6	105.2	59.9	42.9	33.7	28.1	24.3	19.3	16.1	8.42
1.75V/cell	465.0	342.2	290.0	244.5	182.2	133.6	107.2	61.3	43.7	34.3	28.6	24.7	19.6	16.3	8.53
1.70V/cell	506.0	366.8	305.4	257.5	189.6	137.9	109.5	61.9	44.4	34.9	29.1	25.0	19.8	16.5	8.61
1.67V/cell	555.3	396.5	324.6	267.6	196.7	141.4	112.0	62.7	44.9	35.3	29.4	25.2	20.0	16.7	8.72
1.60V/cell	603.6	423.4	339.1	279.0	202.3	145.1	113.5	63.3	45.1	35.7	29.7	25.5	20.2	16.8	8.73



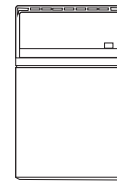
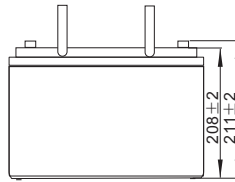
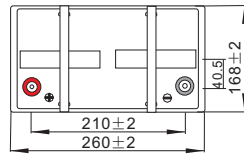
Dimensions

T6 Terminal

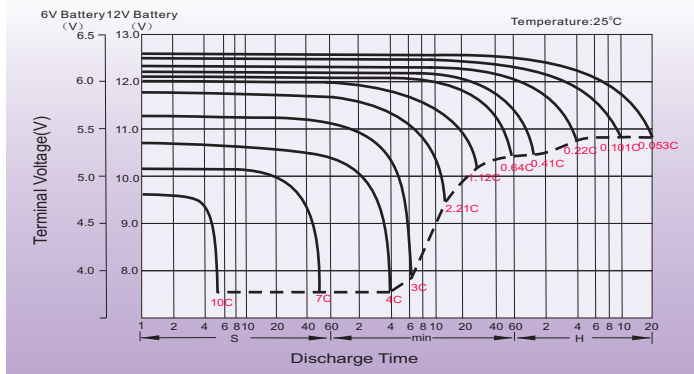
Unit: mm [inches]



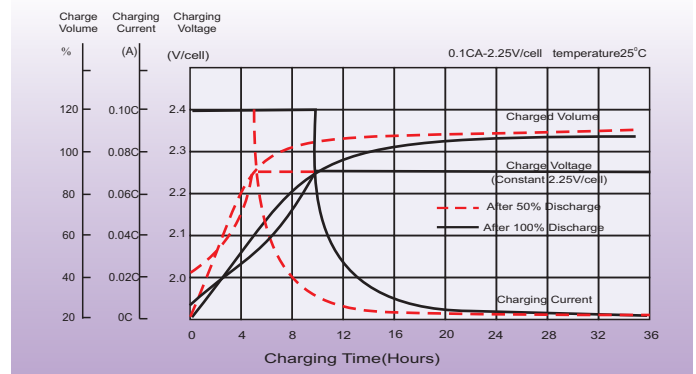
Unit: mm [inches]



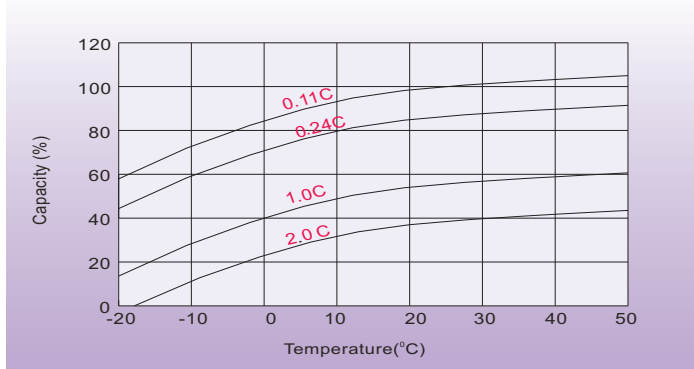
Discharge Characteristics



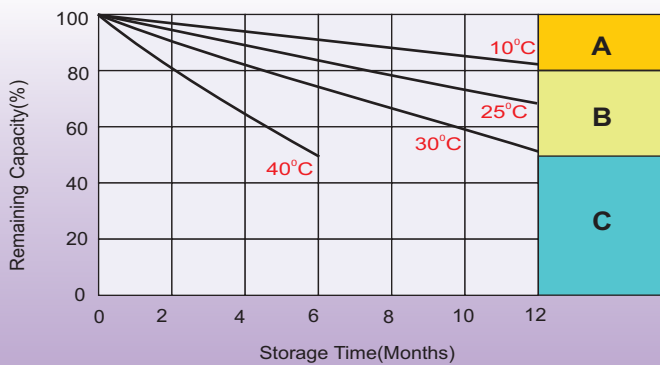
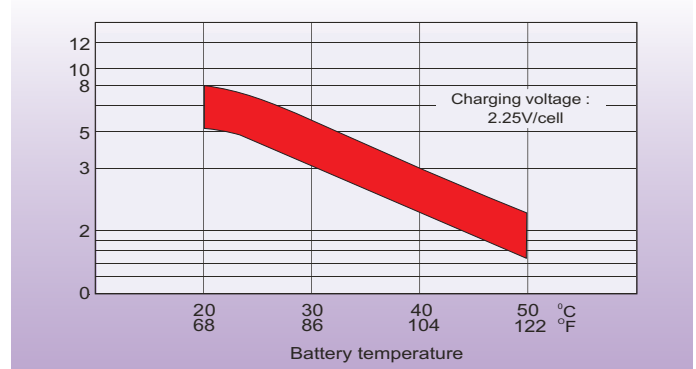
Float Charging Characteristics



Temperature Effects in Relation to Battery Capacity



Effect of Temperature on Long Term Float Life



Self Discharge Characteristics

- A** No supplementary charge required
(Carry out supplementary charge before use if 100% capacity is required.)
- B** Supplementary charge required before use. Optional charging way as below:
 1. Charged for above 3 days at limited current 0.25CA and constant voltage 2.25V/cell.
 2. Charged for above 20 hours at limited current 0.25CA and constant voltage 2.45V/cell.
 3. Charged for 8-10 hours at limited current 0.05CA.
- C** Supplementary charge may often fail to recover the capacity.
The battery should never be left standing till this is reached.

Sales Office

North America sales office:

19751 Descartes, Unit A,
Foothill Ranch, CA 92610, USA
Tel: 949-588-5853
Fax: 949-588-5966
E-mail: sales@leoch.us
Http://www.leoch.us

Atlanta Office:

1395 S. arietta Parkway Building 400
Suite 108 arietta, GA 30067
Tel: 678-403-1083
E-mail: sales@leoch.us

China sales office:

5th Floor, Xinbaohui Bldg., Nanhai Blvd.,
Nanshan, Shenzhen, China. 518052
Tel: +86-755-86036060 (100 lines)
Fax: +86-755-26067269
E-mail: export@leoch.com

Europe sales office:

9 B Wheatstone Court. Waterwells
usineBs Park, Gloucester, GL2-2AQ,
K United Kingdom
Tel: +44(0) 1452 729428 / 1452 729696
Fax: +44 (0) 1452-690125
E-mail: Sales.Europe@leoch.com