

Long Duration Telecom

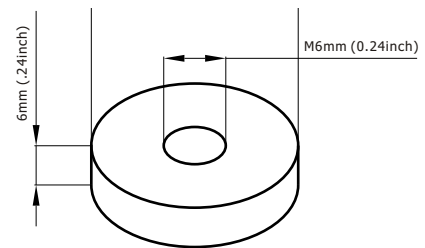
RPS Long Duration Telecom (LDT) batteries have been engineered specifically for telecommunication applications requiring reliable performance during long discharges. Flush-mount terminals on smaller batteries and front access terminals on the larger batteries provide the highest power density in size for their class and save time and money for ease of installation.

Applications


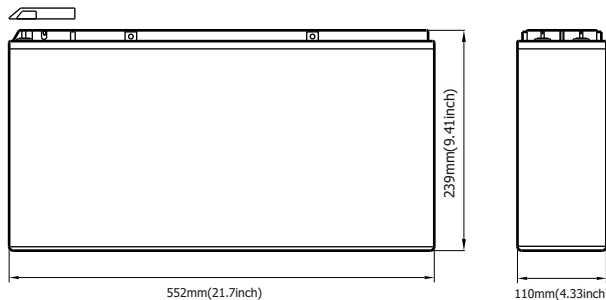
- Wireless
- Customer Premise
- Broadband
- Microwave
- Outside Plant
- FTTP/DLC

General Features

- Front Terminal Design
- AGM Sealed Maintenance Free
- Non-Spillable Construction
- Patented O-Ring and Epoxy Resin Post Seal
- UL 1778, 1989, 924 and DOT CFR 171-189 Approved
- UL94V-0 ABS Flame Retardant Case
- Thermally Welded Case to Cover Bond
- Exceptional Deep Discharge and Fast Recovery Capability
- Low Pressure One-Way Safety Release Valve with Flame Arrestors
- Exceptional Cycle Life Capacity



Terminal 8mm Torque 6 NM / 71in/lbs



Battery Model		LDT12-120FT			
Designed Floating Life	12 Years				
Capacity(25°C)	20HR(7.5A,1.75V)	10HR(15A,1.75V)	8HR(15.0A,1.75V)	1HR(90A,1.75V)	
	160AH	150AH	120AH	90AH	
Dimensions	Length	Width	Height	Total Height	
	552 mm(21.7inch)	110mm(4.33inch)	239mm(9.41inch)	239mm(9.41inch)	
Approx. Weight	36Kg (80lbs)				
Internal Resistance	Full charged at 25°C: 0.004 Ohm				
Self Discharge	3% of capacity declined per month at (25°C)				
Capacity Affected by Temp.(20HR)	40°C	25°C	0°C	-15°C	
	102%	100%	85%	65%	
Charge Voltage(25°C)	Cycle use		Float use		
	14.4-15V(-30mV/ °C), max. Current: 37.5A		13.6-13.8V(-20mV/ °C)		

F.V/Time	1 HR	2 HR	3 HR	4 HR	5 HR	8 HR	10 HR	20 HR
1.75V	79.4	48.8	32.1	26.5	20.8	15.0	12.6	6.5
1.80V	77.5	47.9	31.3	25.9	20.4	14.8	12.5	6.4
1.85V	73.6	45.8	29.9	24.6	19.5	14.1	12.1	6.0
1.90V	71.6	44.8	29.2	24.0	19.1	13.8	11.9	5.8



ISO9001:2000 Certificate



G4M20206-0910-E-16



MH28539



RBRC

