

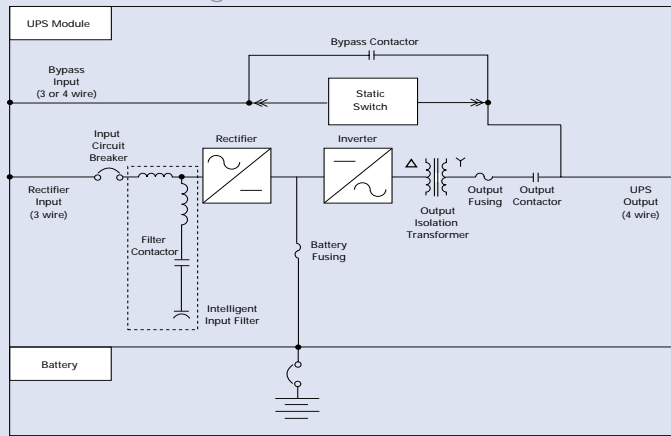


Powerware® 9315-225

Model 225 225kVA/180kW



One line Diagram



Features

- ▶ DC Expert™ Battery Management System
 - ▶ +/- 3% Battery Run Time
 - ▶ Battery Health Indication
- ▶ Powerware Hot Sync® Redundant and Capacity Capability
- ▶ Large display panel provides metering, statistics, alarm history and an active mimic bus
- ▶ Prioritized cooling of components
- ▶ System Monitoring:
 - ▶ PowerVision® network software
 - ▶ RS-232 port
 - ▶ SNMP conversion
 - ▶ Accessory port
 - ▶ Building alarm contacts
- ▶ Intelligent input filter option

Environmental Specifications

Ambient temperature: 0°C to +40°C
 Storage: -20°C to +70°C
 Relative humidity: 5-95% non-condensing
 Altitude: 1500 meters (5000ft.) at 40°C ambient temperature without load derating
 Audible noise: Less than 65 dBA at 1 meter; in accordance with ISO 7779
 Electrostatic discharge: Withstands 25kV without damage or disturbance to the load; exceeds requirements of IEC 801-2
 EMC: Meets FCC Class A and EN 50091-2 (CISPR 22, Class A)

Input Specifications

Voltage range: (See chart on other side)
 Frequency range: (60 Hz) 57-63 Hz;
 Surge protection: Meets ANSI C62.41, Category A & B, EN 50091-2, and EN 50082-2
 Power factor: 0.95 typical at full load with input filter
 Input current distortion less than 7% with input filter

Output Specifications

Voltage THD: Less than 5% (100% non-linear load with 3:1 crest factor); less than 3% (100% linear load)
 Voltage regulation: Better than ±1%
 Transient response: Less than 5% for 100% load step; full recovery within 1 cycle
 Frequency: (free run) ±0.005 Hz
 Frequency sync range: ±0.5 Hz
 Frequency slew rate: 1 Hz/second maximum
 Voltage adjustment range (operator): ±5%

Battery Specifications

Matching cabinets – or remote option available
 Battery type: Sealed, valve regulated lead acid
 Recharge time: 10 to 12 times the discharge time to 95%
 Other battery options: Wet cell and nickel-cadmium batteries; open racks available
For battery run times and configurations, refer to Bulletin BAT01FXA.


Safety

UL1778 Listed
 CUL CAN/CSA C22.2 NO.107.1-M91 Listed
 EN 50091-1
 All cabinets provide seismic mounting features
 Selectable DC ground fault detection capability

Specifications subject to change without notice.

Powerware 9315-225 Performance Characteristics

		Model 225		
		225kVA/180kW		
Input Voltage	Volts	208	480	480
Output Voltage	Volts	208	208	480
Input Voltage Range				
Minimum	Volts	177	408	408
Maximum	Volts	229	528	528
Input / Output Frequency	Hz	60	60	60
AC Input (With input filter)				
Nominal Amps	Amps	577	250	250
Maximum Amps	Amps	721	312	312
AC Input (Without input filter)				
Nominal Amps	Amps	640	288	288
Maximum Amps	Amps	800	360	360
Bypass Input				
Nominal Amps	Amps	625	625	271
AC Output				
Nominal Amps	Amps	625	625	271
10 Minutes Max.	Amps	782	782	339
DC Link				
Nominal DC Voltage	Volts	480	480	480
Float Voltage	Volts	540	540	540
End of Discharge	Volts	401	401	401
Maximum Amps	Amps	450	450	450
Physical Attributes (w/o batt.)				
Installed Weight	Lbs	6363	3863	3863
Installed Width	Inches	103	65	65
System Efficiencies (Typical)				
@ 100% Load	%	92	93	94
@ 75% Load	%	92	92	94
@ 50% Load	%	91	92	93
Full Load Heat Dissipation				
BTU/Hr. (x1000)		53.7	46.2	39.2
KCal/Hr. (x1000)		13.5	11.7	9.9
Inverter Efficiency (Full Load)	%	95	95	95



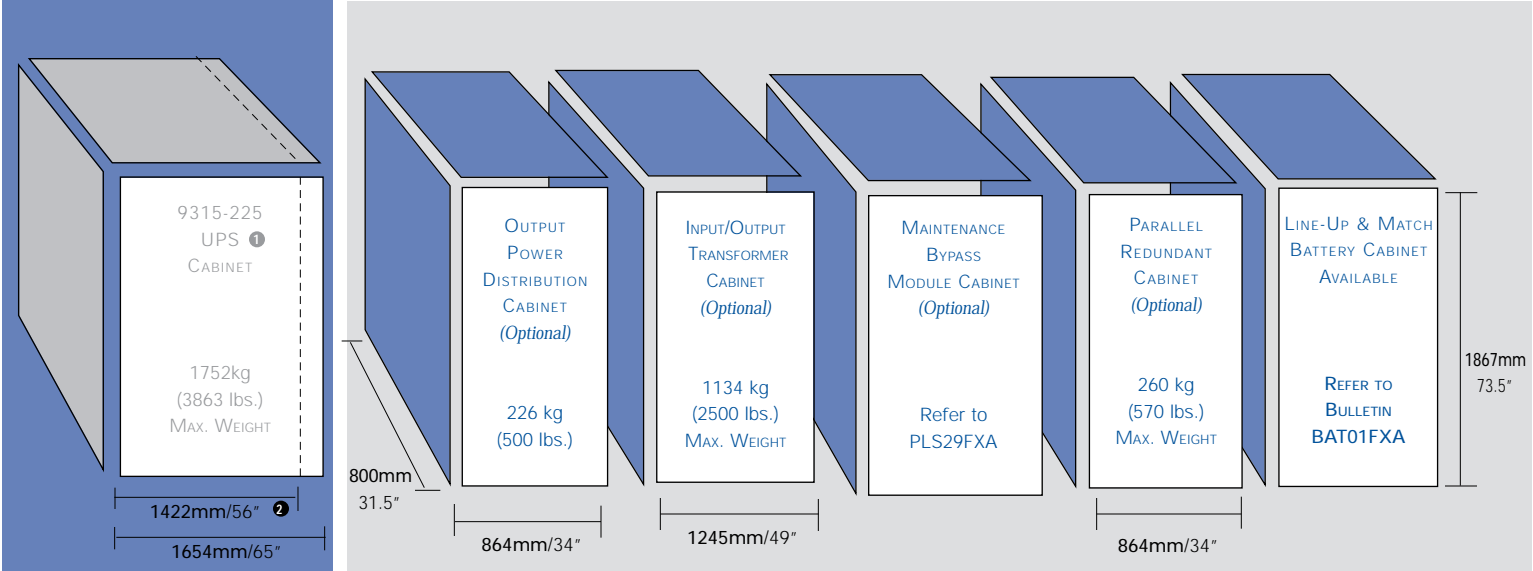
1 All accessories feature plug and play capability.

2 Removable wireway section reduces width by 9" to aid installation.

Shipping pallet and packaging adds 50 to 300 lbs. per shipping unit.

Specifications subject to change without notice.

Physical Dimensions and Weights



All previously mentioned corporate names and brands are registered as trademarks by their respective companies.

1-877-PWRWARE (797-9273) Powerware Corporation, (Toll-free in US & Canada) Corporate Headquarters, 8609 Six Forks Road, Raleigh, NC 27615 USA
 Telephone (US): 1-919-872-3020; Fax (US): 1-800-753-9433; International Telephone: 1-919-870-3238; International Fax: 1-919-870-3300