

EAT•N

Powerware

Powerware® 9140 Uninterruptible Power System

Product Focus

Superior de-centralized power protection for medium- and high-density rack environments



Product Snapshot

Power Rating:	10 kVA/8 kW and 7.5 kVA/6 kW Single-phase in/single-phase out Three-phase in/single-phase out (manually selectable in HW version)
Nominal Input Voltage:	1/1: 230 Vac (200–240 Vac) 3/1: 400/230 Vac
Nominal Output Voltage:	208 or 230 Vac auto-sensing (200–240 Vac)
Frequency:	50/60 Hz (auto-sensing)
Configuration:	Online, double-conversion 6U rackmount, including batteries
Dimensions:	10.5" H (6U) x 17" W x 30" D 263 mm x 430 mm x 760 mm

Features

- Protects mission-critical rackmount applications from downtime, data loss /corruption, and process interruption by providing continuous, clean power with double-conversion, online topology
- Conserves valuable rack space with up to 10 kVA of power in only 6U of height, including batteries
- Pre-installed rackmount hardware significantly reduces installation time
- Modular, lightweight design facilitates installation and improves service time
- Upgradable from 7.5 kVA to 10 kVA, to accommodate system growth
- Blade-server compatible with standard IEC receptacles
- ABM® technology significantly increases battery life, resulting in more uptime and fewer battery replacements
- Backed by two-year limited warranty, 10-year pro-rated warranty and \$250,000 load protection guarantee

Today's racks of IT equipment are requiring even greater power, from computer rooms and wiring closets to commercial data centers. Whether you manage the IT needs of a small-to-medium business or an entire commercial facility, you know it is a challenge to provide in-rack power protection for expanding loads in shrinking spaces.

Fortunately, technology advancements have also raised the power density of power protection systems. The Powerware® 9140 uninterruptible power system (UPS) delivers efficient, reliable power protection in only 6U of rack space, including batteries.

This double-conversion, online UPS resolves all nine common utility power problems and supplies clean, continuous power to all connected equipment. If utility power goes out altogether, there is no delay transferring to backup power, either to UPS batteries or an auxiliary generator.

Introducing the Powerware 9140 UPS



The Powerware 9140 UPS and one EBM occupy only 9U of rack space.

Easily install and service your UPS.

With the Powerware 9140 UPS, Eaton introduces a new standard in system availability. The key is an internal automatic bypass feature that allows the Powerware 9140 to continuously provide power to critical equipment while the system is serviced – even when the electronics are removed. A manual bypass switch in the chassis eliminates transfer time and allows for module repair and replacement without shutting down the load. And, with Eaton’s comprehensive range of monitoring, remote diagnostic, and field technician dispatch services, we can help expedite mean time to repair (MTTR) should the need arise.

You want to install and service your UPS quickly and efficiently. That’s why the Powerware 9140 comes with pre-installed rackmount hardware, and features modules that are user-replaceable. One person, working alone, can replace a battery module without disrupting data center operations or power to protected equipment. Or, should you need to replace your power module, that too can be removed by a single person. The UPS will automatically transfer to and from bypass when a module is removed and installed to provide uninterrupted power to the load.

POWERWARE 9140 RUNTIMES (in minutes)

VA	Watts	UPS				
		Internal Batteries	+1 EBM	+2 EBMs	+3 EBMs	+4 EBMs
1250	1000	80	137	189	275	365
2500	2000	31	61	99	138	181
3750	3000	18	38	68	92	121
5000	4000	12	27	52	69	90
6250	5000	9	21	42	55	72
7500	6000	7	17	35	46	60
8750	7000	6	14	31	40	51
10,000	8000	5	12	27	35	45

In today’s dynamic IT environment, data room footprints change quickly. If you find yourself frequently moving racks and other IT equipment, perhaps a Powerware 9140 corded UPS is for you. This version of our UPS is equipped with a standard IEC 309-60A cord with plug as input, which means you don’t need an electrician to install your UPS with each move—offering you greater flexibility.

Optimize battery performance.

Standard internal batteries provide ride-through power until auxiliary power takes over or systems are gracefully shut down. At 10 kVA, you can extend runtime up to 45 minutes at full load with Extended Battery Modules (EBMs). Lower loads will see even greater runtimes. These 3U rackmount units use the same battery modules as those found inside the UPS, minimizing inventory requirements.

ABM technology significantly extends battery service life with a unique three-stage charging technique. The UPS automatically tests battery health and provides advance notification when preventive maintenance is needed.

Streamline operations with complete rackmount solutions from Eaton.

All Powerware 9140 UPS models and corresponding EBMs come with pre-installed rackmount hardware for easy installation in standard equipment racks. Also, all Powerware 9140 UPSs and EBMs come with seismic-mounting kits. Should your application specify Zone 4 seismic requirements, all hardware is included with the UPS and EBM.

For ease of operation and lowest total cost of ownership, you can count on Eaton for all your rackmount power protection and distribution needs, in addition to UPS and optional Extended Battery Modules.

Our line of rackmount Powerware Power Distribution Units (PDUs) distributes conditioned UPS power throughout one or more racks—simply, elegantly, and inexpensively. The basic PDUs offer standard input and output power connections. Eaton boasts multiple PDU models that can be connected to the output of the Powerware 9140, and distribute 200 - 240V power throughout your rack.

Additionally, small step-down transformer options deliver 120V output to power communications, monitoring, and other peripheral equipment. Three of our 3 kVA model options occupy only 2U of rack space; a 250 VA model offers space-saving 1U and 0U mounting options. Both models connect to UPS receptacles and have standard NEMA outputs.



Modular, lightweight design allows for easy installation and service

Stay continually informed of UPS status.

For local monitoring, UPSs in this class offer only status indicators. The Powerware 9140 features both LEDs and an intuitive, multilingual LCD screen on the front of the unit. Which relays more in-depth operational information, communicates specific alarms and predictive service needs, and can be used to program certain features.

The Powerware 9140 UPS constantly monitors its own operation and sends alarms or takes action if it detects a potential problem. If it senses an issue—planned or unplanned—the UPS instantly transfers to battery or bypass source, and back to normal when the alarm condition passes, with no interruption in power.

Unify and centralize UPS management.

Every Powerware 9140 UPS comes with LanSafe® power management software that enables you to remotely monitor UPS and battery performance, establish prioritized shutdown of devices and applications, test all networked UPSs, analyze trends and network conditions, and stay informed with a pager and e-mail.

Connectivity is easy. The standard unit Powerware 9140 UPS comes with a USB port, and a serial port, and an X-Slot™ bay for additional communication options. With X-Slot interface cards, the UPS can communicate in a variety of networking environments, including the Web, as well as building management systems, environmental monitors, relay contact devices, multiple servers, and other UPSs.

Gain a new level of confidence.

Backed by a comprehensive warranty program, the Powerware 9140 UPS delivers reliable, efficient, and full-featured protection available for your organization's critical electronics.

Eaton is a global leader in power quality and management solutions and was named by Frost & Sullivan as "Power Quality Company of the Year" 2004 and 2005 (May 2005). We have a long heritage of double conversion online UPSs with an install base of the Powerware 9140 UPS represents more than 40 years of expertise in power quality solutions.

Rackmount UPSs from Eaton deliver confidence—confidence that your rack environments are served by complete power condition-

Connectivity options offer maximum flexibility.

The standard unit is equipped with USB and RS-232 serial ports to communicate with power management software. You can customize your UPS by adding an interface card for other applications:



ConnectUPS Web/SNMP Card

Monitor the UPS from anywhere. Connect the UPS to the Ethernet network and Internet for secure monitoring and management using a standard Web browser or SNMP.



Modbus Card

Interwork with you existing Building Management System. A Modbus® Card enables real-time monitoring of UPS systems through a Building Management System or Industrial Automation System.



Relay Interface Card

Gather information from relay contact devices. Provide a dry-contact interface between the UPS and any relay-connected device, including the IBM® eServer® iSeries and a variety of industrial applications.



Multi-server Card

Independently manage diverse servers. A Multi-server Card enables up to six serially connected devices of mixed operating systems to be independently managed and controlled by a single UPS.



Environmental Monitoring Probe

Monitor environmental conditions. An optional Environmental Monitoring Probe remotely monitors temperature, humidity, and two user-supplied contacts/sensors, such as smoke and intrusion detection.

ing and battery backup, and confidence that Eaton will be with you for the long term with premium warranty coverage and expert technical support.

To find out more about how the Powerware 9140 UPS can protect your medium- and high-density rack applications, visit our Web site www.powerware.com, or contact us at 1-800-356-5794.

POWERWARE 9140 PRODUCTS AND SERVICES

Model	Part Number	Input Connection	Output Connections	Dimensions (H x W x D, inches)	Weight (lbs)
200–240 Vac In (Single-Phase) / 200–240 Vac Out					
User Selectable 380-415 Vac In (Three-Phase)/ 220–240 Vac Out (Single-Phase) For Hardwire Models					
PW9140 7500 HW	103005093-6591	Hardwired	Hardwired (3)C19 & (2)C13	10.5 (6U) x 17.2 x 30.0	254
PW9140 10000 HW	103004728-6591	Hardwired	Hardwired (3)C19 & (2)C13	10.5 (6U) x 17.2 x 30.0	254
PW9140 7500	103005094-6591	IEC 309-60A Cord	IEC 309-60A cord, (4)C19	10.5 (6U) x 17.2 x 30.0	265
PW9140 10000	103004727-6591	IEC 309-60A Cord	IEC 309-60A cord, (4)C19	10.5 (6U) x 17.2 x 30.0	265

POWERWARE 9140 OPTIONS**Extended Battery Modules**

PW9140 3U EBM ¹	103004729-6591			5.25 (3U) x 17.2 x 26.0	175
----------------------------	----------------	--	--	-------------------------	-----

1. Up to 4 EBMS can be connected to a single PW9140 UPS

POWERPASS DISTRIBUTION MODULES (PPDM)**3000 VA 208–240 Vac In –120 Vac Out**

PDM1-HV-US-P1	103002742-6501	IEC 320-C20	(1) L14-30R & (6) 5-20R	3.5 (2U) x 17.0 x 23.9	50
PDM1-HV-US-P2	103002730-6501	IEC 320-C20	(1) L5-30R & (6) 5-20R	3.5 (2U) x 17.0 x 23.9	50
PDM1-HV-US-P3	103002731-6501	IEC 320-C20	(6) 5-20R	3.5 (2U) x 17.0 x 23.9	50

250 VA 208–240 Vac In –120 Vac Out

250VA PPDM	05146401-6501	IEC 320-C13	(2) 5-15R	0U Form Factor, Side Cabinet Mount	19
------------	---------------	-------------	-----------	---------------------------------------	----

POWER DISTRIBUTION UNITS (PDUs)

PDU1212C	103004548-6501	IEC 320-C14	(12) C13	1.75 x 17.5 x 4.0	5.3
PDU1610C	103004550-6501	IEC 320-C20	(2) C19, (8) C13	1.75 x 17.5 x 4.0	5.8
PDU3208C	103004552-6501	Hardwired	(1) C19, (3) C13, (1) C19, (3) C13	1.75 x 17.5 x 4.0	4.3
PDU1210N (for use with PPDM)	103004538-6501	5-15P	(10) 5-15R	1.75 x 17.5 x 4.0	4.8
PDU2408N (for use with PPDM)	103004546-6501	L5-30P	(4) 5-20R, (4) 5-20R	1.75 x 17.5 x 4.0	6.8
PDU2408N3 (for use with PPDM)	103004551-6501	L14-30P	(2) L6-30R, (2) L5-20R, (4) 5-20R	3.5 x 17.5 x 4.0	9.8

Cord Retention Bracket	103004542-6501				
------------------------	----------------	--	--	--	--

ENCLOSURES

Part Number	Description	Product Dimensions (H x W x D, inches)	Shipping Dimensions (H x W x D, inches)	Weight (lbs)
9970936	42U Enclosure Split Rear & Sides	80 x 24 x 42	83 x 32 x 48	295
9970935	42U Extension Split Rear no Sides	80 x 24 x 42	83 x 32 x 48	257
9970940	42U Enclosure Split Rear & Sides & Casters	80 x 24 x 42	85 x 32 x 48	305
9970939	42U Extension Split Rear & Casters no Sides	80 x 24 x 42	85 x 32 x 48	267

POWERWARE 9140 UPS CONNECTIVITY OPTIONS

Part Number	Description
103002974-5501	ConnectUPS-X Web/SNMP Card
1019017	Modem Card
103002510-5501	Modbus Card
05146508-5501	USB Card
01546447-5501	Multi-Server Card
1018460	Relay Card (AS/400 compatible)
103003055	Industrial Relay Card
103003637-5501	Environmental Monitoring Probe (EMP) (requires ConnectUPS Web/SNMP X-Slot Card)

Powerware 9140 Technical Specifications

Power	
Ratings	10 kVA/ 8 kW for 208-240V nominal voltage 9 kVA/ 7.2 kW for 200V 7.5 kVA/6 kW
Topology	True double-conversion, online UPS

Electrical Input	
Nominal Input Voltage	
Single-phase	200 – 208V (for 200 – 208V nominal output); 220 – 240V
Three-phase	380/220V, 400/230V, 415/240V
Input Voltage Range	
Single-phase	160 – 253V (for 200 – 208V nominal output); 174 – 288V (for 220 – 240V nominal output)
Three-phase	301–499V / 174–288V
Operating Frequency	45–55 Hz range for 50 Hz nominal; 55–65 Hz range for 60 Hz nominal
Input Power Factor	PF > 0.99
Input Current Distortion	<5% THD

Electrical Output	
Single-phase	200V / 208V / 220V / 230V / 240V user-selectable
Output Voltage Regulation	+/- 2% static, +/- 10% dynamic
Efficiency	>90%
Output Frequency	Automatic selection of 50 Hz nominal (+/- 3.5 Hz) and 60 Hz nominal (+/- 3.5Hz)
Battery Type	12V, 5 Ah, sealed, lead-acid, maintenance-free
Battery Runtime	See battery runtime chart
Battery Replacement	Modular, hot-swappable, user-replaceable
Charger	2.5A charger to support up to 4 additional EBMs
Start-On-Battery	Allows startup of UPS without utility input

Communications	
LCD Display	Multilingual Graphical LCD with backlight
LEDs	(4) LEDs for notice and alarm
Communication Ports	(1) USB, (1) RS-232 serial, (1) REPO
Communication Slot	(1) X-Slot communication bay
Power Management Software	Bundled software suite CD Powerware 9140 is HID-compliant


General	
Dimensions	
PW9140 UPS	HxWxD, in / mm 10.5 (6U) x 17 x 30.0 / 263 x 430 x 760
PW9140 EBM	5.25 (3U) x 17 x 26 / 131 x 430 x 660
Weight	
PW9140 UPS	254 lb
PW9140 EBM	175 lb
Battery Module	37 lb
Power Module	40 lb
UPS Bypass	Automatic on overload, overtemp, UPS failure, or removal of power module
Overload to bypass	+/- 10% of 112 to 130% for 60 seconds, transfer

Environmental	
RoHS Compliance	EU RoHS / WEEE Compliant
Operating Temperature	0°C to 40°C (32°F to 104°F)
Transit and Storage Temperature	-20°C to +50°C (-4°F to 122°F)
Relative Humidity	0–95% non-condensing
Audible Noise	<55 dBA at 5 feet
Altitude	Operating 3000m, Transit 15000m

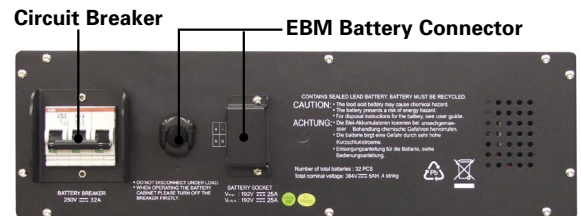
Certifications	
Safety Certifications	UL, cULus, NOM, TUV, CE
EMC Compliance	FCC, CE, VCCI, C-tick
Markings	


Powerware 9140 Hardware UPS

Powerware 9140 (rear view)



Powerware 9140 EBM (rear view)





UNITED STATES
8609 Six Forks Road
Raleigh, NC 27615 U.S.A.
Toll Free: 1.800.356.5794
or 919.872.3020

www.powerware.com

CANADA
Ontario: 416.798.0112
Toll Free: 1.800.461.9166

LATIN AMERICA
Argentina: 54.11.4343.6323
Brazil: 55.11.3616.8500
México: 52.55.5488.5252

EUROPE/MIDDLE EAST/AFRICA
Denmark: 45.3686.7910
Finland: 358.94.52.661
France: 33.1.6012.7400
Germany: 49.7841.666.0
Italy: 39.02.66.04.05.40
Norway: 47.23.03.65.50
Sweden: 46.8.598.940.00
United Kingdom: 44.1753.608.700

ASIA PACIFIC
Australia/NZ: 61.2.9693.9366
China: 86.21.6361.5599
HK/Korea/Taiwan: 852.2745.6682
India: 91.11.2649.9414 to 18
Singapore/SEA: 65.6829.8888

Powerware, ABM, LanSafe, and X-Slot are trade names, trademarks and/or service marks of Eaton Electrical Inc. All other trademarks are property of their respective owners.



Powerware

© 2006 Eaton Corporation
All Rights Reserved
Printed in USA
9140FXA
September 2006